

An App We're Apt to Like

by Steve Maynard
GAMUG Vice-President
12 November, 2019

What's your favorite app? Maybe you have more than one that you find useful or fun. The officers are always looking for ideas for informative and interesting presentations. Maybe we could have an "App of the Month." You don't necessarily have to give the presentation, though you should feel free to do so in order to do it justice. But if you would at least send us some ideas along with quick explanations about why you like particular apps, we could probably make some decent presentations from your suggestions.

My Phillips 66




An app I'm currently getting a lot of use from was recommended by a friend at my church, and I'm very impressed by how well it works and how easy it is to use. "My Phillips 66" can get you a 15¢/gallon discount on gas, which has great appeal to the penny-pincher in me. The app discount is available through March 31, 2020, but my friend said there was an expiration date twice before, and each time the company extended it for another year.

My Phillips 66

Free download from
the App Store

The app is a free download from the App Store, and as you can see it gets very high ratings from users. The app is called “My Phillips 66,” but it can also be used at 76 and Conoco stations.



My Phillips 66

Create an account:

Name

Contact info

Password

PIN

App Wallet


FaceID

The app will ask you for the usual information. When you create a password, it also asks you to create a PIN, but I haven't yet seen where the PIN is required.

Once you create the account, the only time you will need to re-enter the password is if you log out. I don't log out of the app because I opted to use FaceID, which is required to actually use the app when you buy gas.

My Phillips 66

Settings:



In the upper right corner of the app is the Settings button. Open it to tweak your preferences, reset your password, choose method of payment, etc.

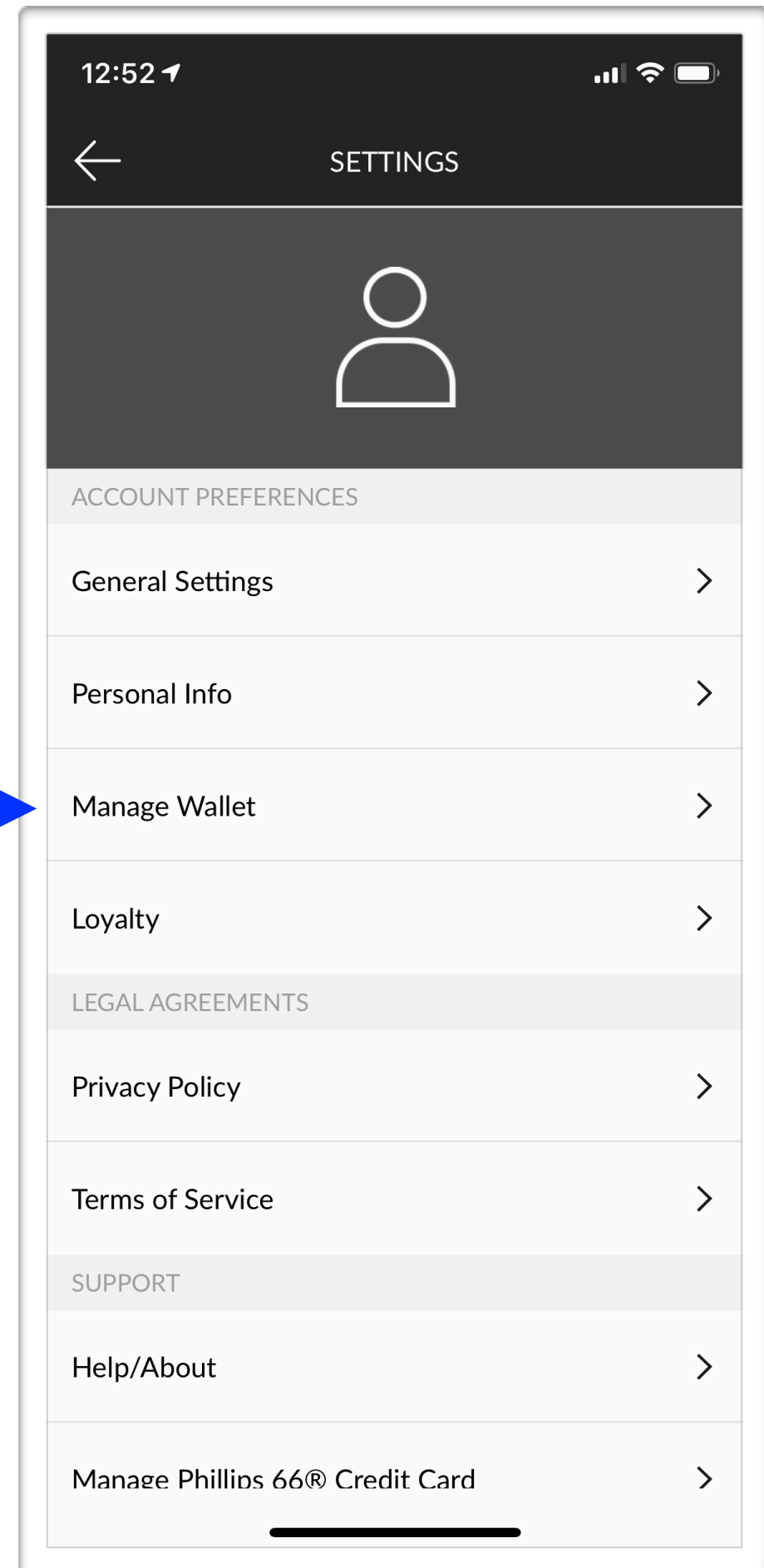
You can set the app to provide paper or email receipts.

If you have an Apple Card account and use Apple Pay then the app will make it your credit card choice by default. I have an Apple Card, so when I use Apple Pay I get 2% cash back in addition to the 15¢ discount.

Manage Wallet



Pay particular attention to the tab called “Manage Wallet.” That’s where you can choose a different method of payment. Click on that tab . . .

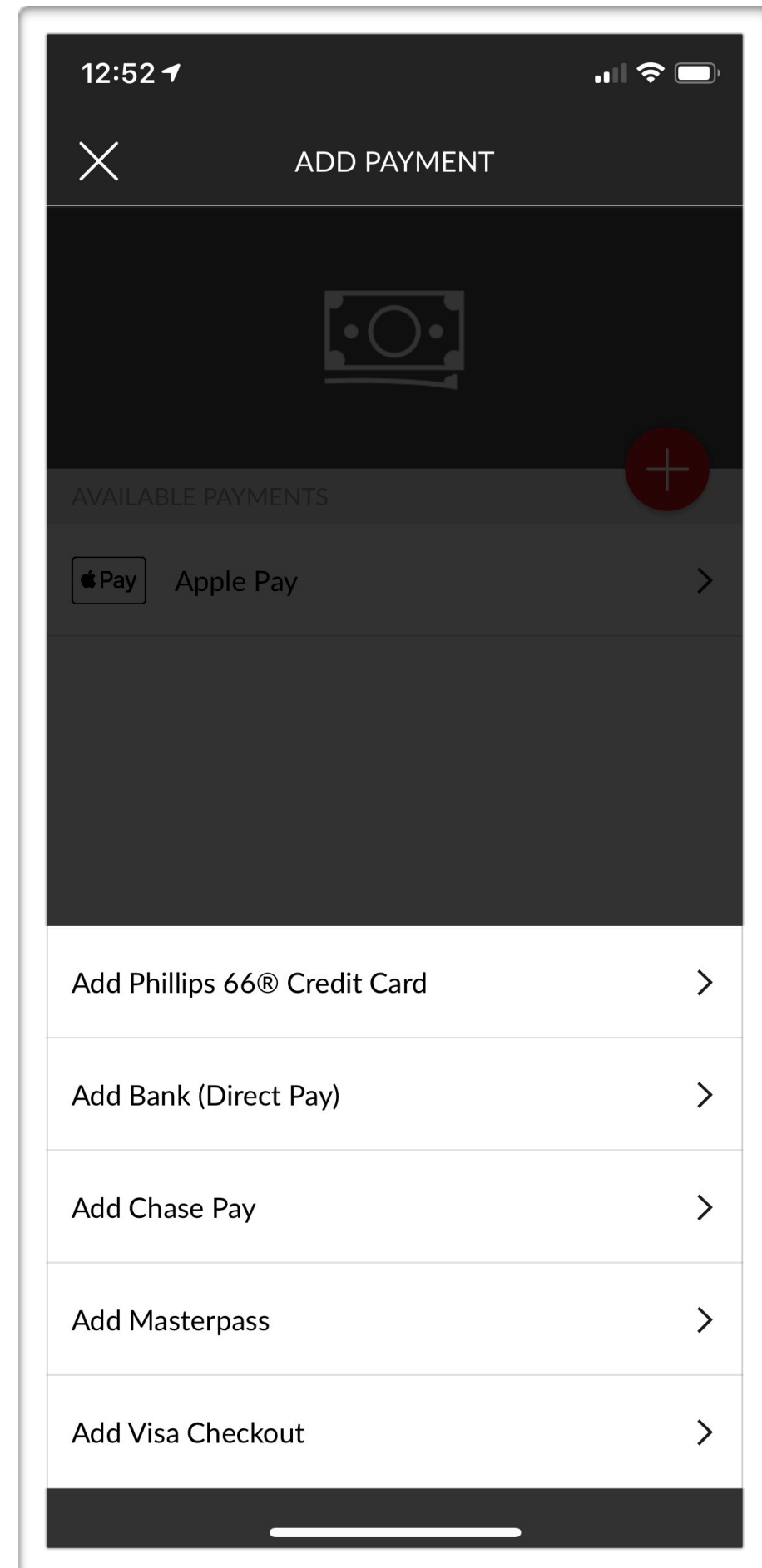



My Phillips 66

...and the options for other forms of payment appear. If you have a Phillips 66 credit card, you can add it to the wallet. You can also pay directly from your bank account (but then you wouldn't get any rewards points). Chase Pay, Masterpass, and Visa Checkout are other options.

Note: You are not required to get a Phillips credit card to use the app.

Add Payment

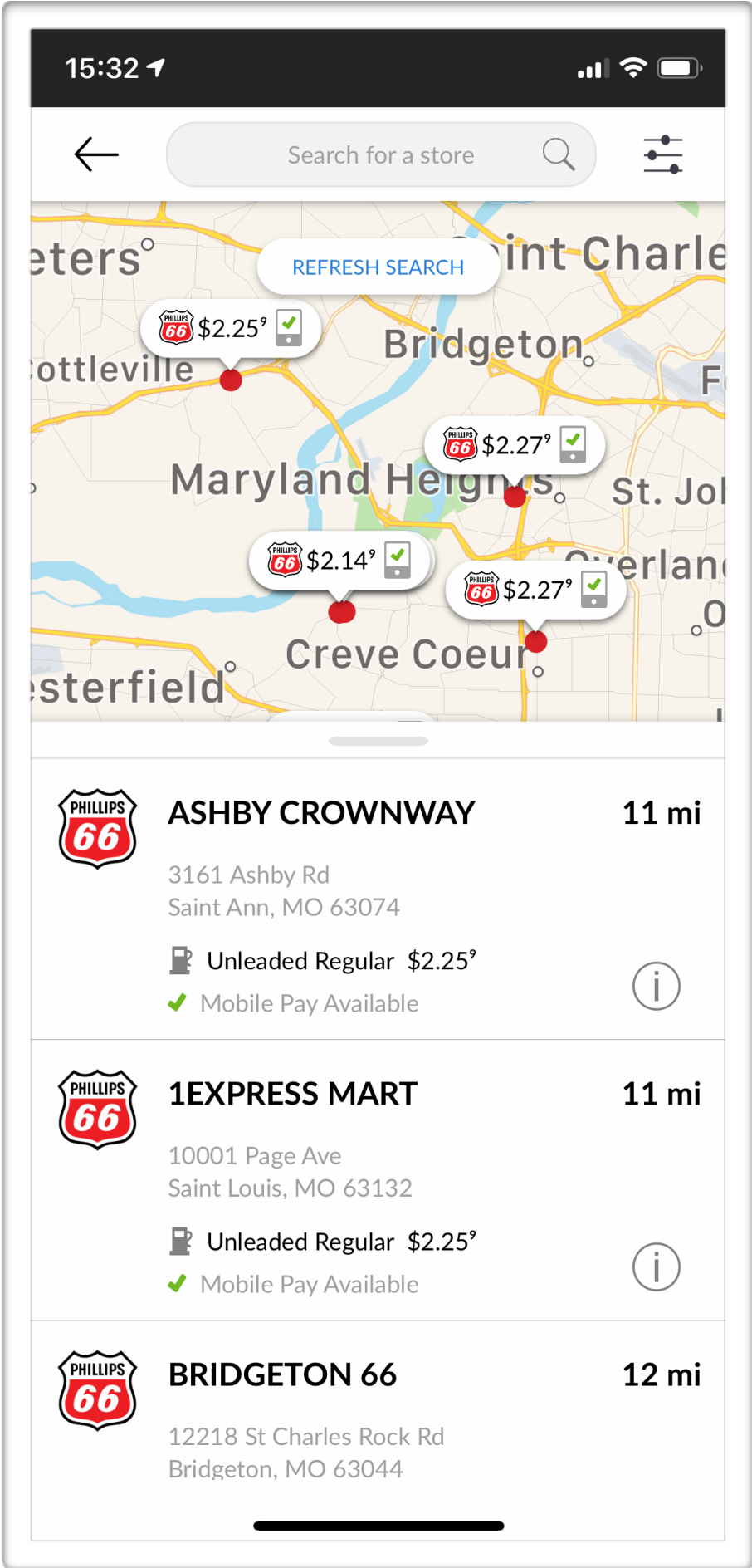


My Phillips 66

Map Search: Phillips, 76, and Conoco stations within the map area:

After you have set up your account, actually using the app requires only a few steps. Any time you open the app it first goes to a map. A blue dot shows your current location, and pins will appear that correspond to Phillips, 76, and Conoco stations within the map area. You can also move the map and zoom in and out to search for stations in other areas.

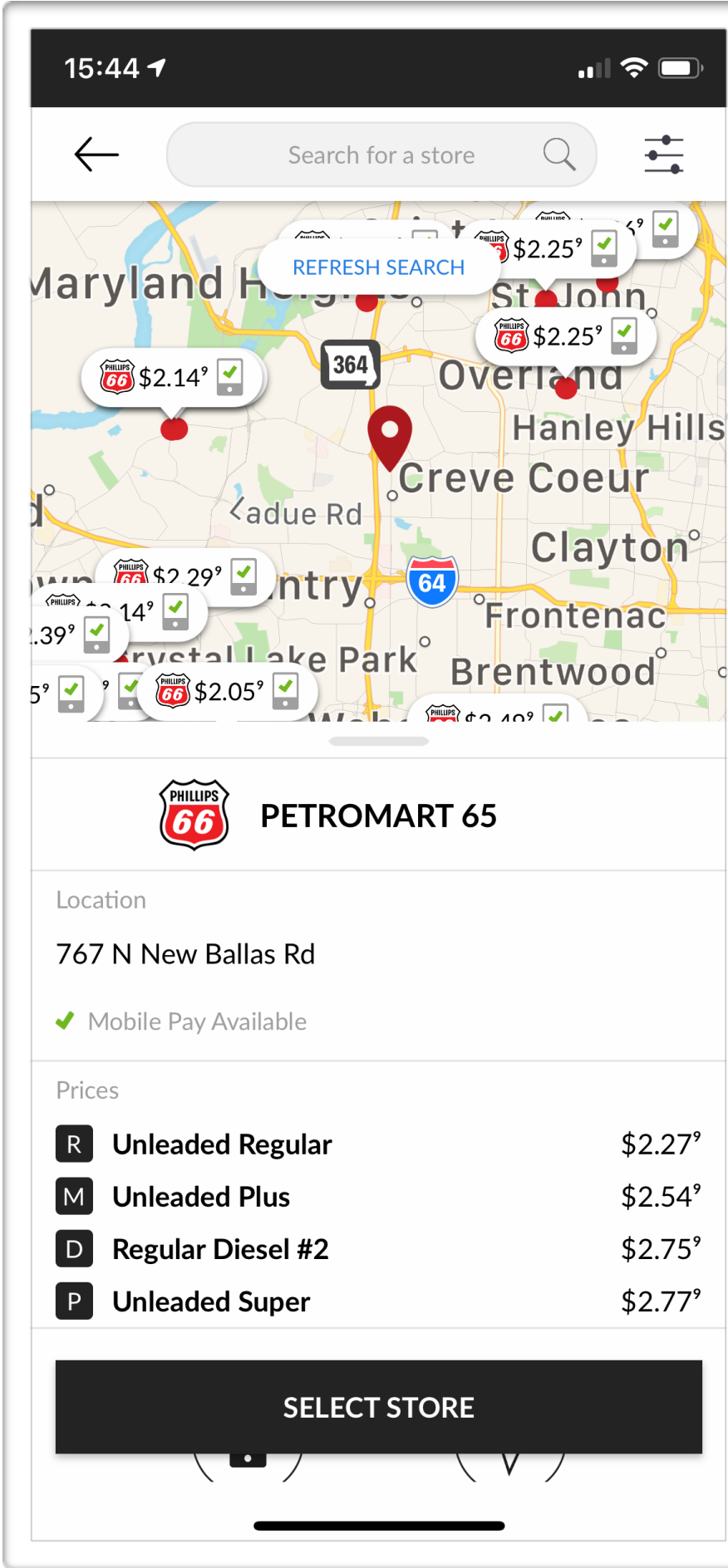
The pin for each station shows the station's price for regular gas and whether the station accepts payment through the app.



My Phillips 66

Select a station:

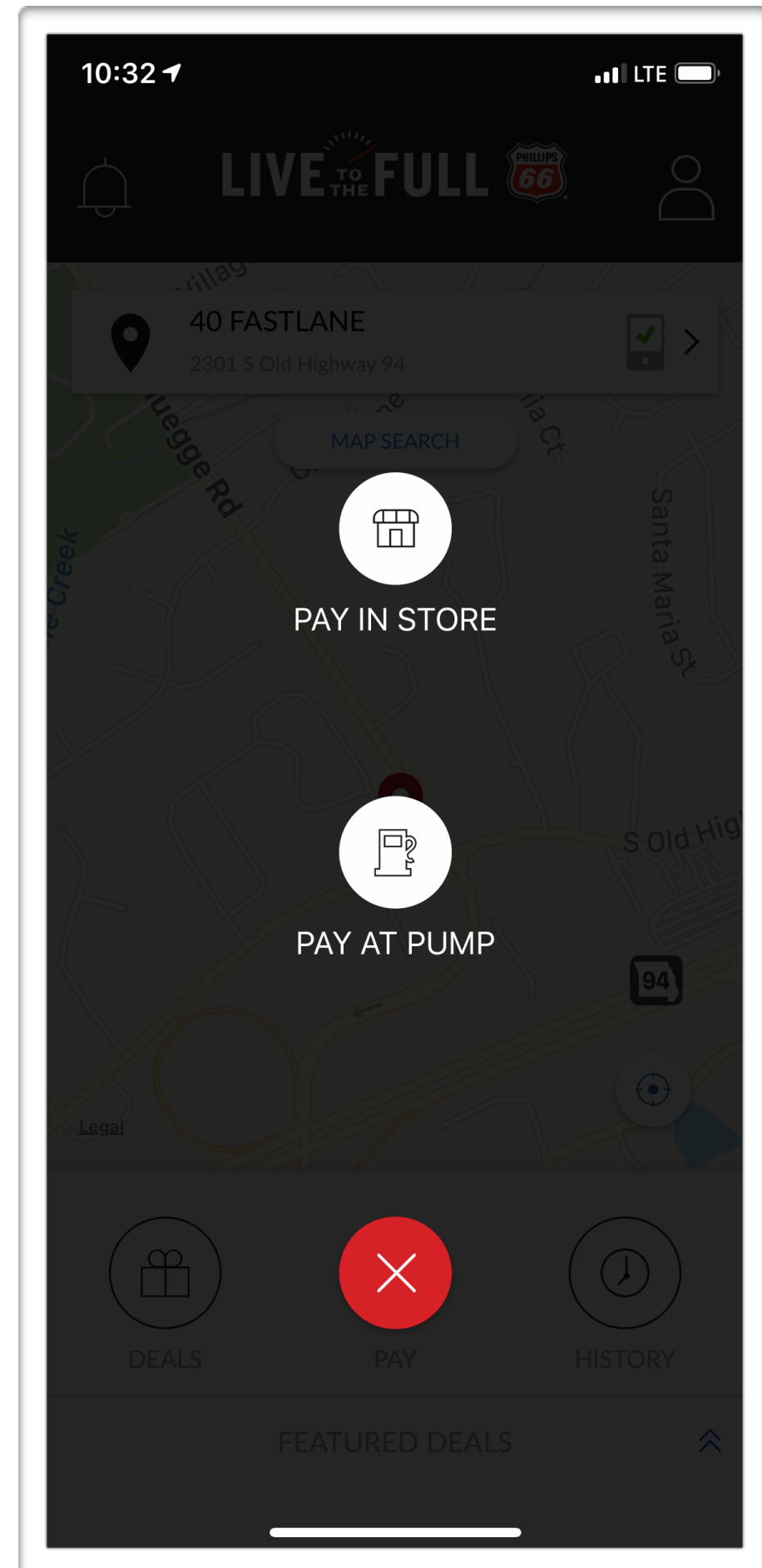
Tap on a station with a good price and location, and more information about the station will appear, including the street address and the price of all grades of gas and diesel. If that's the gas station you want to go to then tap on the name of the station at the top. The station's phone number is available, or you can tap on Directions for Maps or Google Maps to guide you to the place.



My Phillips 66

Where to pay:

When you arrive at the station, tap on the Pay button and you can choose whether to pay inside or at the pump. Most likely you will choose to pay at the pump.



My Phillips 66

Enter the pump number:

The next screen is where you enter the pump number. Be careful to put in the correct number.

10:33 LTE

×

PAY AT PUMP

Enter your pump number

PUMP #

→

1 2 3

4 5 6

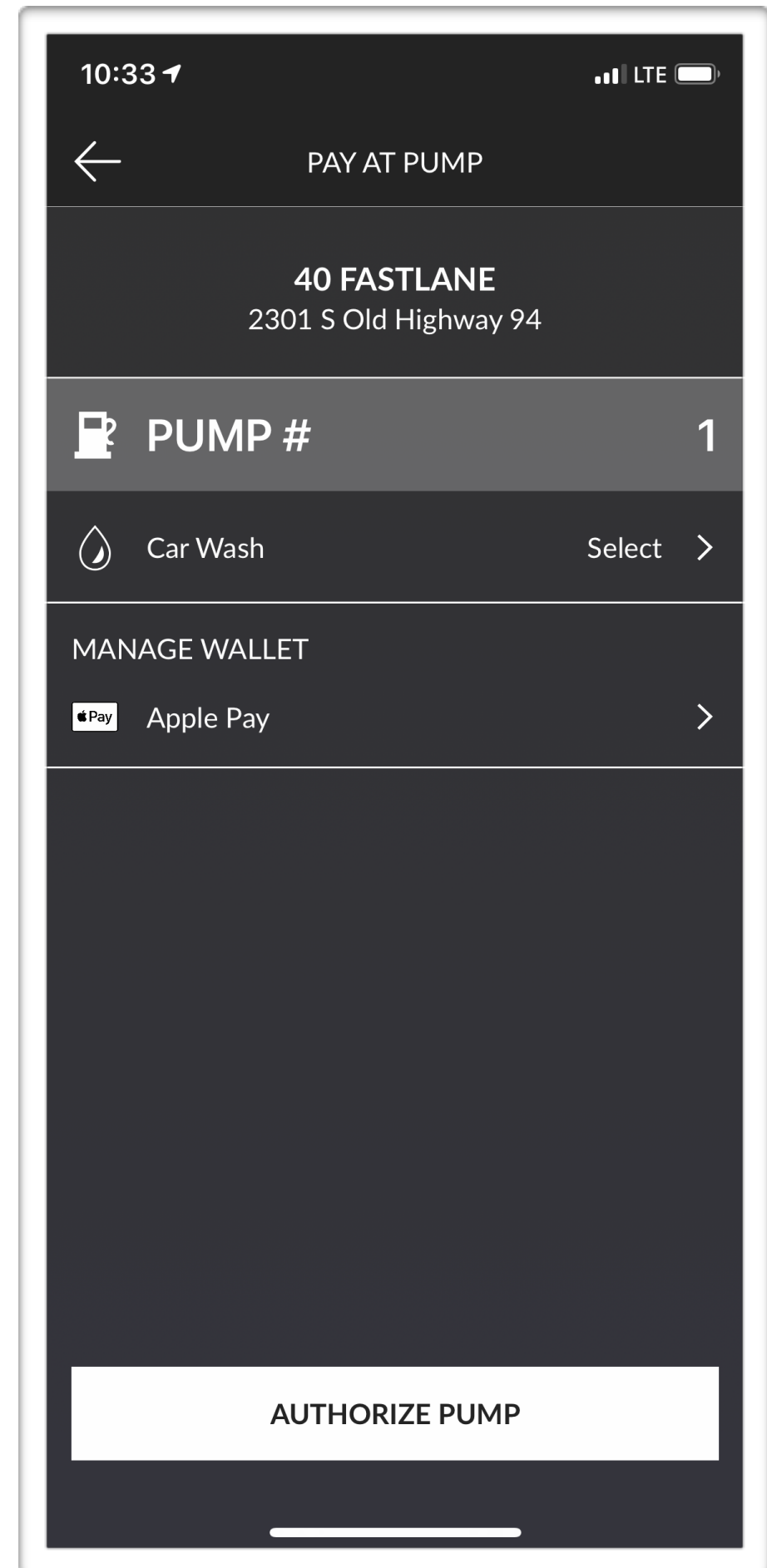
7 8 9

0 <

My Phillips 66

Car wash, credit card authorize pump:


On this page you can opt for a car wash or change your method of payment. Then tap on Authorize Pump at the bottom.



My Phillips 66

Double Click to Pay:

With one last confirmation of your method of payment and who you're paying, double-click on the side button to authorize the purchase.



My Phillips 66


Code to activate pump:

The app will then give you a four-digit code to enter on the pump's keypad. The code is an extra measure of security to make sure only the person using the app can pump the gas.



My Phillips 66

Price drops 15¢



Once you enter the code, a message appears on the pump saying, "We are lowering your price," and the price on the pump drops by 15¢ per gallon

My Phillips 66

a personal record

And just to show off a little, here is the price at a station in St. Charles where I filled up on Sunday. It's been a long time since I've seen gas for less than \$2/gallon.

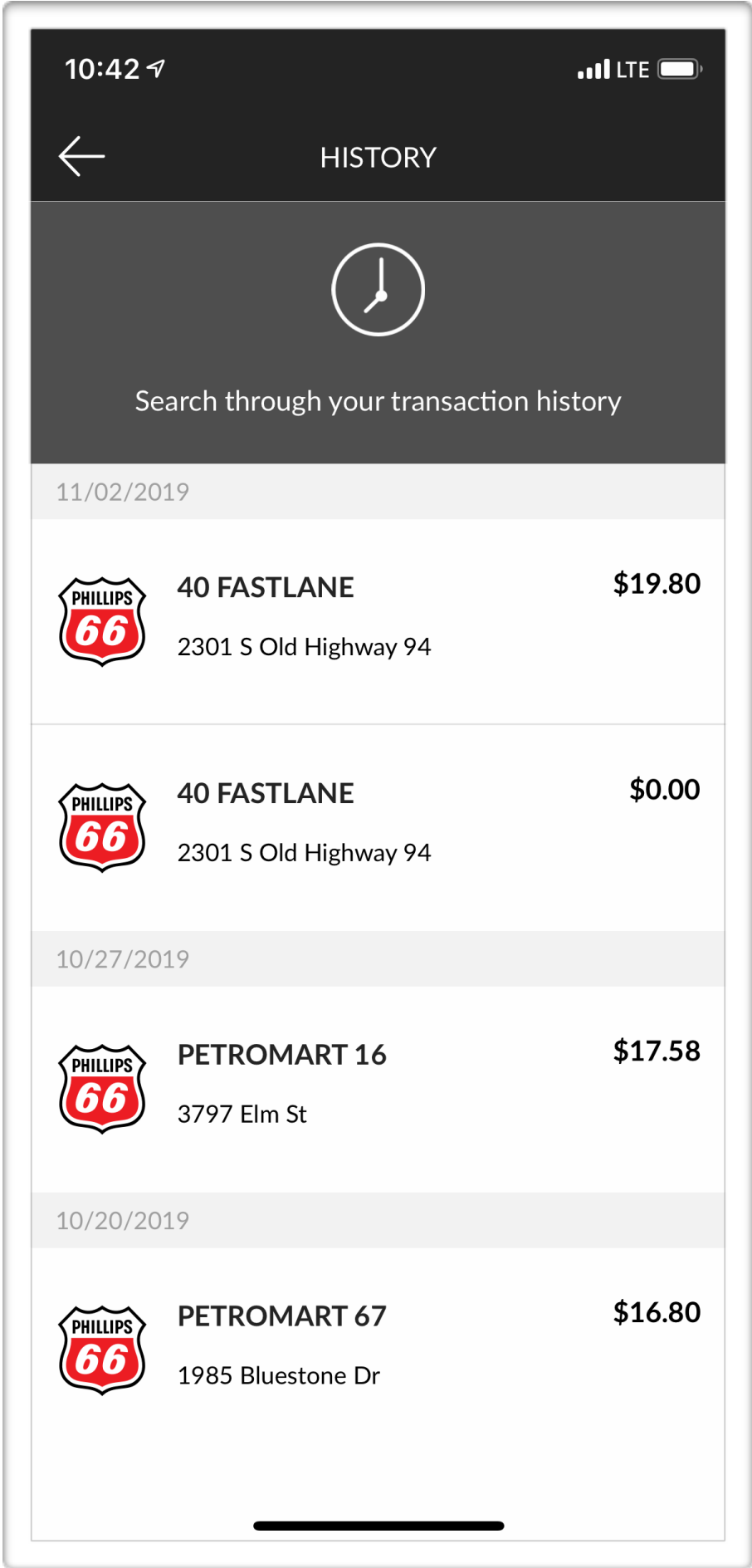


My Phillips 66

Purchase history:

Once you have filled your tank and hung up the nozzle, the purchase transaction is charged to your method of payment, and the entry is added to your Purchase History. Tap on the History button to see all the times you've bought gas using the app.

On the second entry in my History you'll notice a purchase of \$0. I was writing notes and taking pictures and screen shots for this presentation, and after a minute the app canceled the purchase, which is another good security measure.





40 FASTLANE
2301 S Old Highway 94
Saint Charles MO 63303
Nov 2, 2019 10:38AM
Pump: 1
Mastercard ...4656

Description	Unit price	Qty	Currency	Amount
REGULAR	\$2.03 ⁹	9.710	USD	\$19.80
Tax				\$0.00
Total				\$19.80

Your fuel savings were \$0.15 per gallon.


You saved \$1.46 on your purchase today.

Transaction ID: 1134998
Auth Code: 56087Z

Within a few seconds of finishing I received an email receipt with details of the purchase. I got the receipt as an email because that was the option I chose in settings. I also could have gotten a paper receipt from the pump.

Thank you for your business!

My Phillips 66



I like this app because the rewards for using it are immediate, you have several options for method of payment, and it's very secure. And in addition to the discount at the pump, we also get 2% cash back from Apple Pay. Last year we spent just over \$1000 on gas for my wife's car, which would have given us \$20 cash back. If she were still working it would have been a lot more. The savings add up.