

April 2023



Glen's Goodies

Mac Shipments Declined Over 40%

- Apple Mac shipments fell 40.5% in the first quarter of 2023, compared with the same time the prior year, market intelligence provider IDC said.
- Apple's worldwide PC market share dropped between the first quarter of 2022 and the first quarter of 2023, from 8.6% to 7.2%, according to IDC data.
- All five of the largest computer makers — Apple, ASUS, Dell, HP and Lenovo — saw double-digit drops in first-quarter shipments, reflecting weaker demand and persistent inventory woes. But Apple's decline was the biggest of the bunch.
- “The preliminary results also represented a coda to the era of COVID-driven demand and at least a temporary return to pre-COVID patterns,” IDC said. “Even with heavy discounting, channels and PC makers can expect elevated inventory to persist into the middle of the year and potentially into the third quarter,” IDC researcher Jitesh Ubrani said in the report.
- PC manufacturers will suffer in the near term, the IDC report said, with growth expected to pick back up by year-end.

16.4.1 Update Doesn't Help Battery Drain

Many iPhone models saw significant drops with the iOS 16.4 update. 16.4.1 doesn't fix this problem

Geekbench 4 battery tests on iOS 16.4 done by the YouTube channel iAppleBytes on a iPhone 13, iPhone 12, iPhone 11, iPhone XR and iPhone 8 showed decreases when running iOS 16.4. All of their scores went down — and some models saw a double-digit decline in scores when compared to iOS 16.3.1. The battery score for the iPhone 13 dropped 11%, for example. iPhone 12 went down 12%.

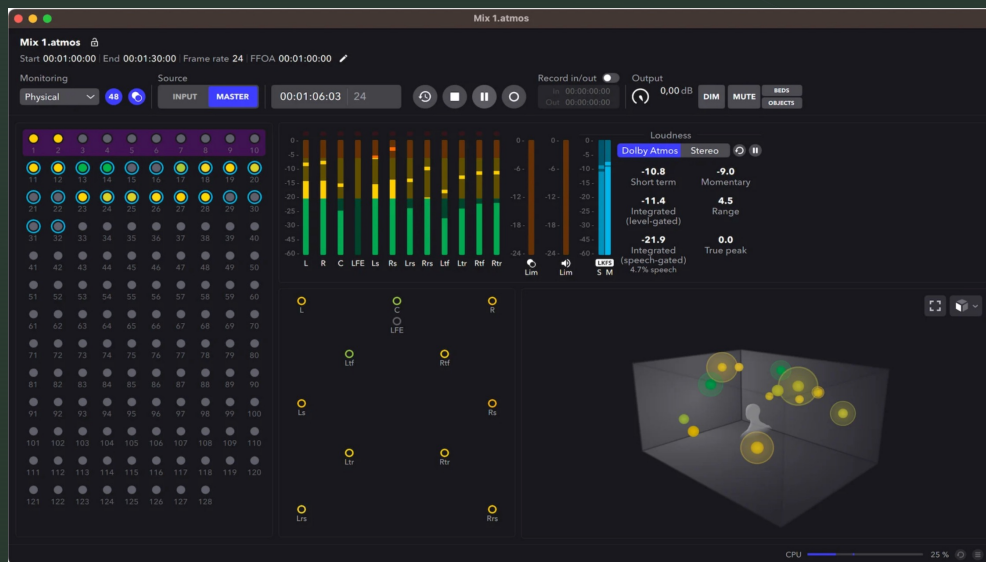
With Friday's release of iOS 16.4.1, which fixes several bugs and addresses some potentially serious security vulnerabilities, there was hope that iPhone battery life would jump back up. But follow-up tests by iAppleBytes found only small changes. Some devices' Geekbench 4 battery test scores went up, while others went down. But all the changes were minor, not returning the handsets to levels seen under iOS 16.3.1.

Apple's Spatial Audio and Dolby Atmos Explained

What is Dolby Atmos?

Dolby Atmos is an audio format that music and video creators use to make audio 3D. Creators can designate which direction a sound is coming from and its distance, and the Dolby Atmos system will determine which speaker to play it from. This creates a much more realistic and immersive experience for the listener.

When listening to Dolby Atmos, a listener can hear directional audio from up to 128 channels that can be played to up to 34 separate speakers at once. Headphones that support Dolby Atmos use different mixing techniques to achieve the same effect with fewer speakers. Rather than have all the instruments coming from two channels, musicians can separate them into several distinct channels. These instruments can move around the listener as the song plays. The effect is supposed to transform how music is experienced.



Dolby Atmos Renderer

Apple's Spatial Audio and Dolby Atmos Explained

The only requirement for Dolby Atmos is equipment that supports it directly. You can't hear Dolby Atmos audio on older surround sound systems, even if it has multiple channels.

New sound systems, TV sets, and computers usually support the format. Newer Apple devices come with support for Dolby Atmos. If you connect speakers or headphones, they must support the format as well.

Dolby Atmos will automatically play on devices with the W1 or H1 chip. This would include AirPods, AirPods Pro, and AirPods. Other headphones with Dolby Atmos will work, but the user has to toggle it on in. Go to Settings > Music > Audio to do this.

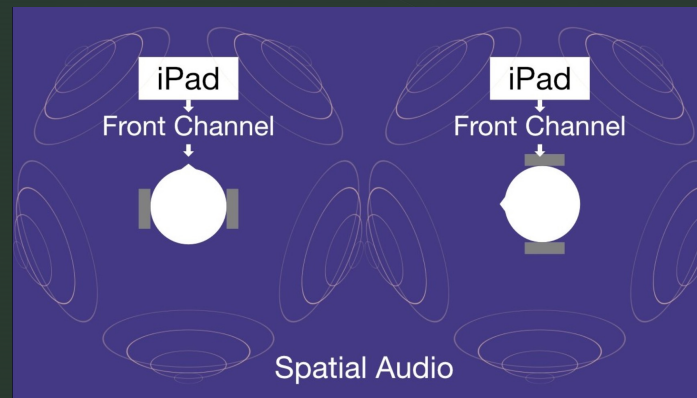
Apple's Spatial Audio and Dolby Atmos Explained

What is Spatial Audio?

Apple introduced Spatial Audio in 2020 and is a system that takes advantage of the gyroscopes and sensors in the listening device and headphones to simulate a 3D listening space that stays stationary as you move your head.

Spatial Audio doesn't need Dolby Atmos audio to work. It can work with 5.1 or 7.1 surround sound but works best when mixed with Dolby Atmos. Spatial Audio adds some spatial awareness to the device you're listening to the audio on. Rather than having the sound fixed to the location of your head, it is fixed to the location of your device.

So, what does that mean exactly? Usually, when you play music or a movie, you hear sound from all around you, but if you turn your head, the "front" of the sound is still where your head is facing. When watching a movie or concert with Spatial Audio, the "front" of the sound is always where the device is.



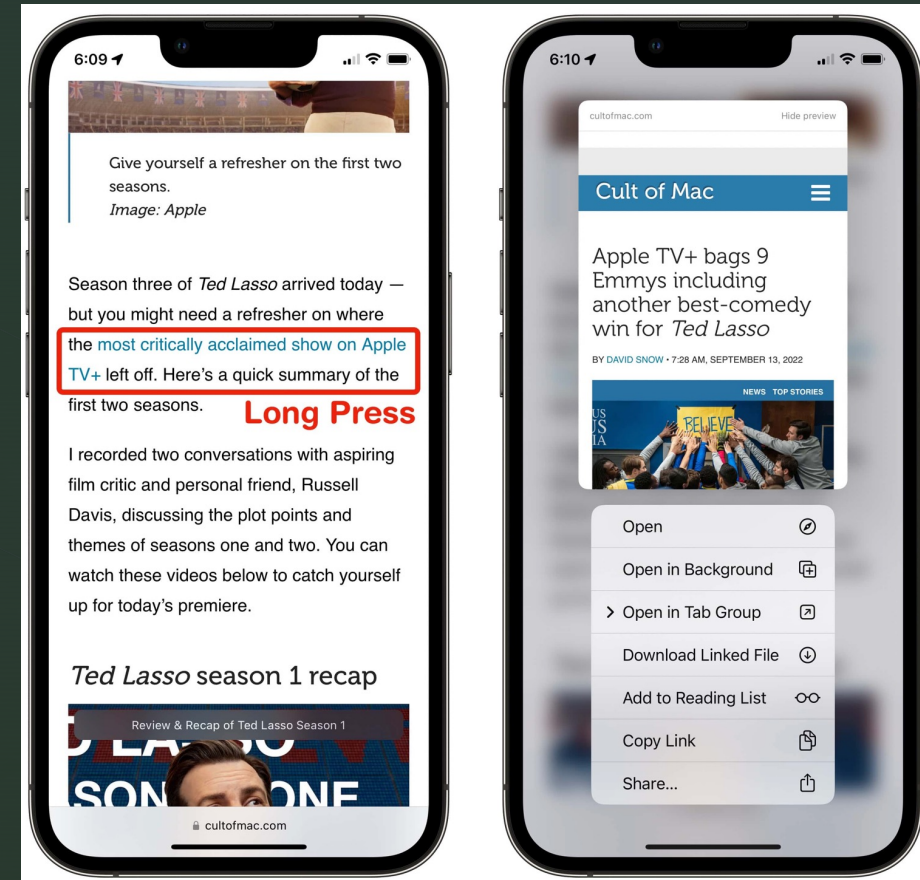
Tips And Tricks For Safari on iPhone

1. Preview links before you click

You might be reading an article when you see a link in the article. If you're not sure where it might go, there's a way to check it out without clicking on the link and losing your place in the article you're reading. Here's how you can preview the link:

Long press on the link and you can see a preview of the page and a contextual menu below it. Follow the contextual for options that you can use with this page.

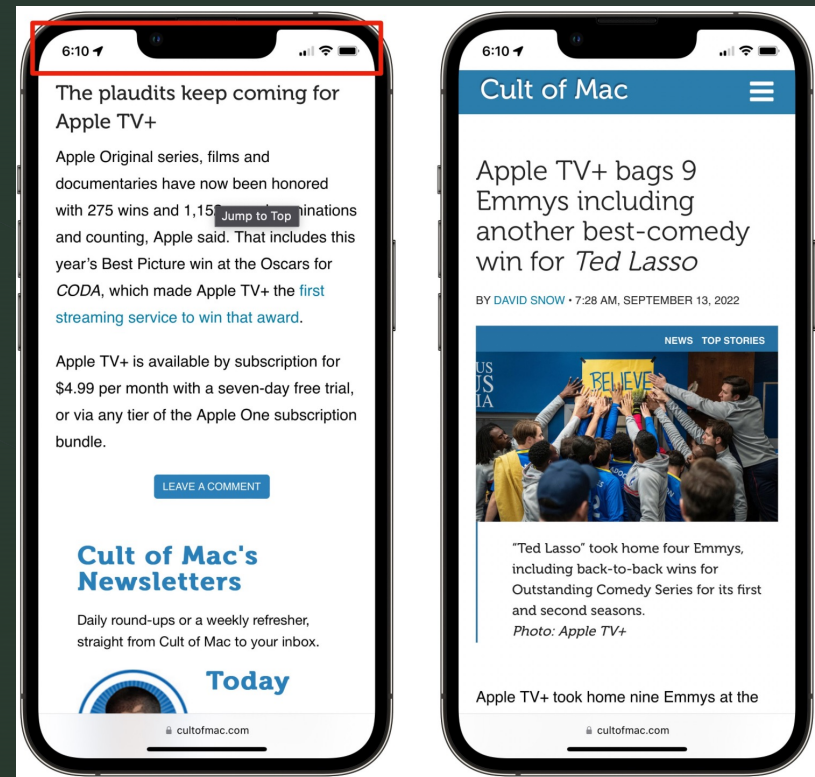
Then just tap anywhere else or swipe down and it'll disappear.



Tips And Tricks For Safari on iPhone

2. Jump to the Top

If you've scrolled down far into a page, but you want to jump back to the top, you don't have to keep scrolling and scrolling. You can simply tap on the top edge in the status bar, where the time and battery indicators are. (If you have an iPhone 14 Pro, don't press on the Dynamic Island.) This will immediately jump to the top of the page. This works in most apps, not just in Safari.



Tips And Tricks For Safari on iPhone

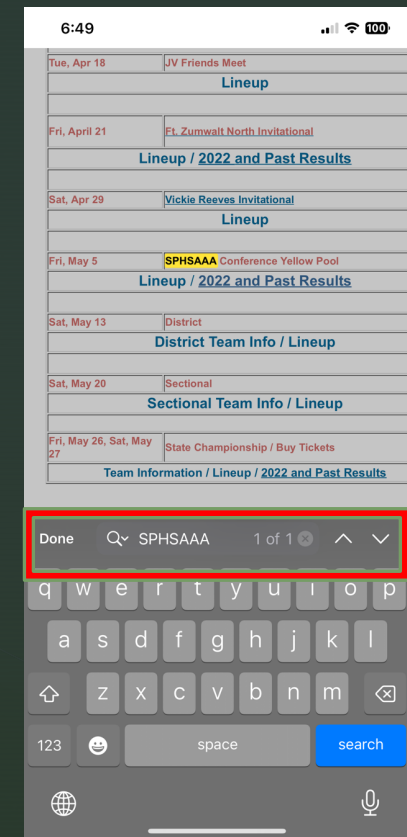
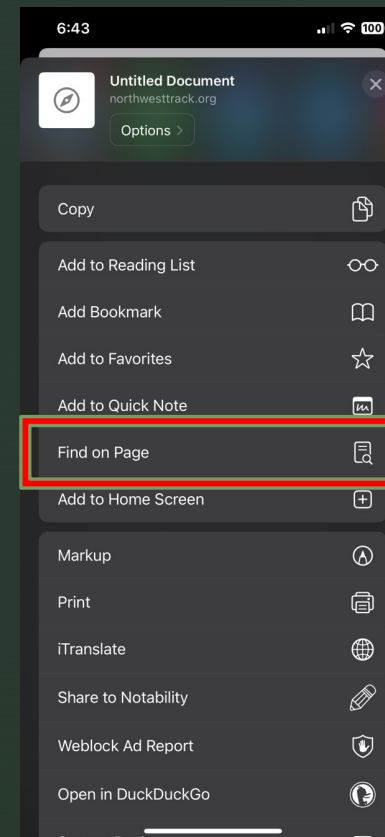
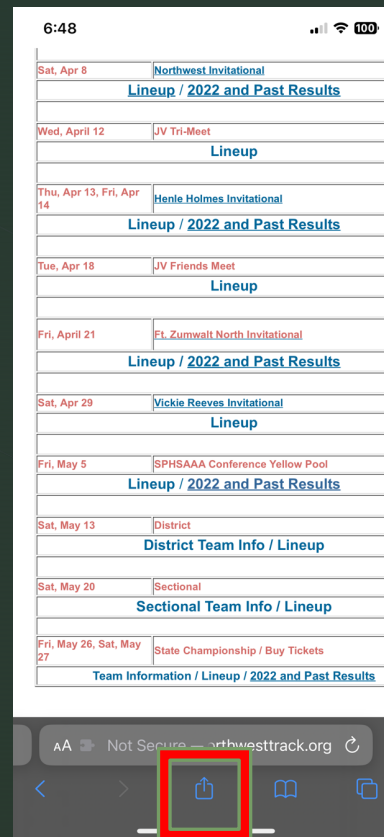
3. Do a Search to Find Something on a Page

Need to find something on a page? A number, a word, a phrase?

Scroll down to your address bar at the bottom of the screen and find the icon below it that is a box with an arrow coming out of it pointing up.

Tap on that icon and a menu will pop up to send the document. Swipe up on the menu and you will see a bunch of options. Select “Find on Page.”

A keyboard will pop up. Type in what you are trying to find, and it will show you how many occurrences are found on the page. Your phone will highlight the first occurrence on the page. You can advance to the next one(s) by tapping the down arrow.

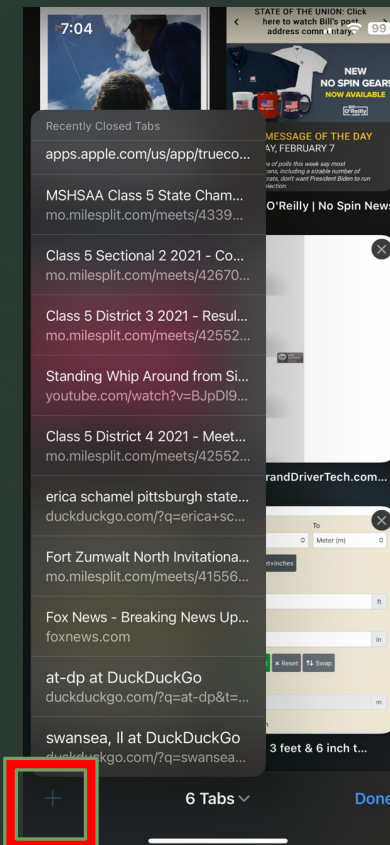
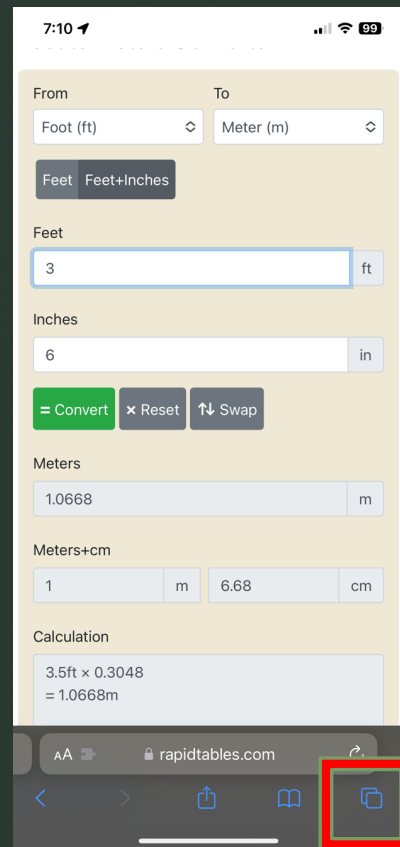


Tips And Tricks For Safari on iPhone

4. Reopen a closed tab

If you close a tab, accidentally or otherwise, and realize you need to go back to that tab, there's an easy way to do it without having to open a new tab and search or type in an address.

Go to your tab picker screen-this is where you see all of your tabs that are open in safari.

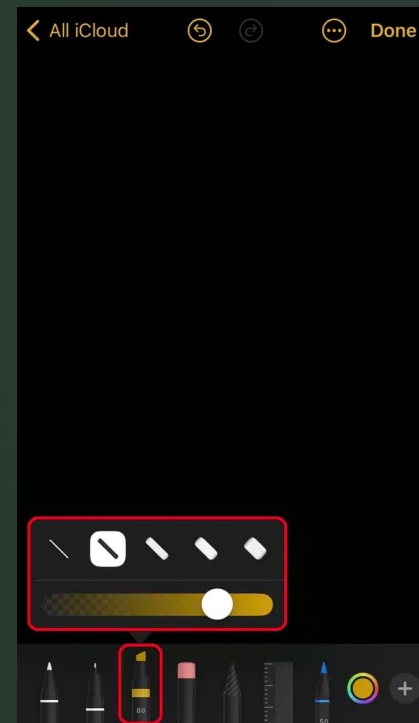



Tap and hold on the "+" icon in the bottom left of the screen. It'll show you a menu of recently closed tabs, sorted with recent ones on the bottom.

Write notes on iPhone using your finger

Don't feel like typing on your iPhone keyboard and want to make a quick note or sketch? The Notes apps on your iPhone come with built-in tools for sketching and doodling. Here's how:

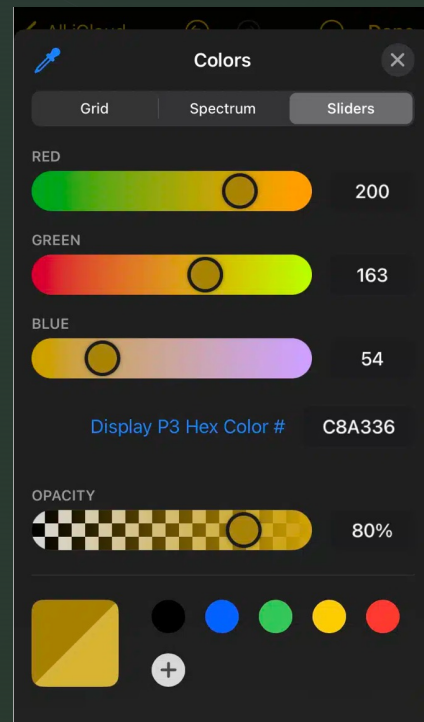
1. Open a note.
2. Tap the encircled pen or the **Markup** icon.
3. Choose the type of pen or marker you want to use. If you tap your selected tool again, you will be able to adjust its thickness & opacity.




Write notes on iPhone using your finger

Don't feel like typing on your iPhone keyboard and want to make a quick note or sketch? The Notes apps on your iPhone come with built-in tools for sketching and doodling. Here's how:

4. You can tap the color wheel icon at the bottom of the display to open the color customizer page. From here, you can select your preferred color from a grid, spectrum, or you can choose to mix a custom color yourself using sliders.



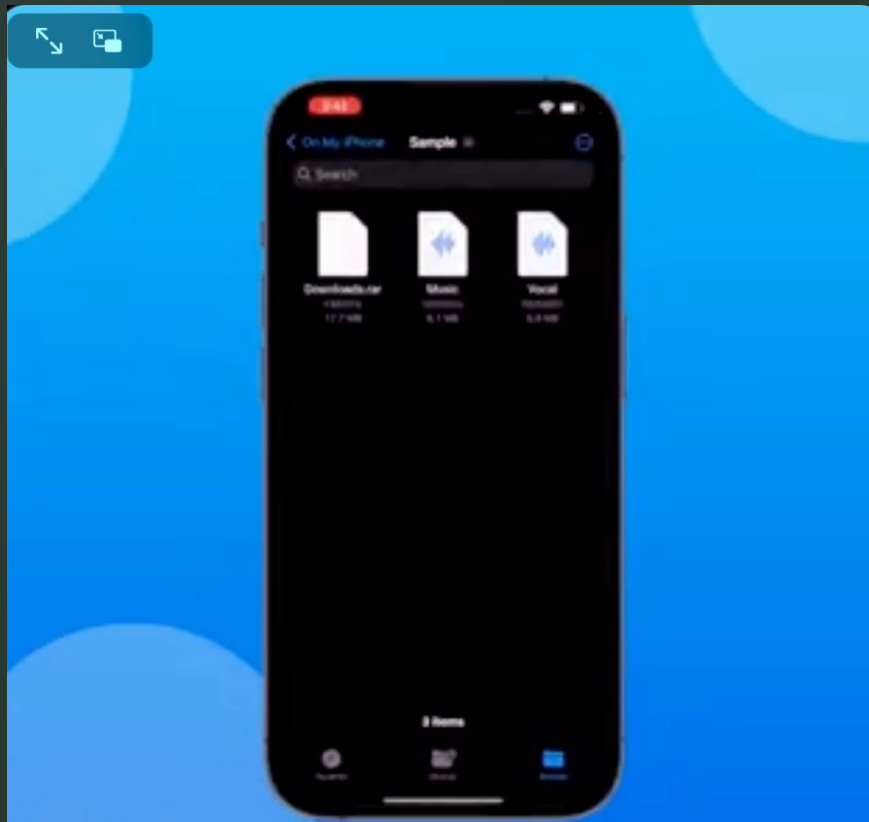
4. Write your message with your finger!



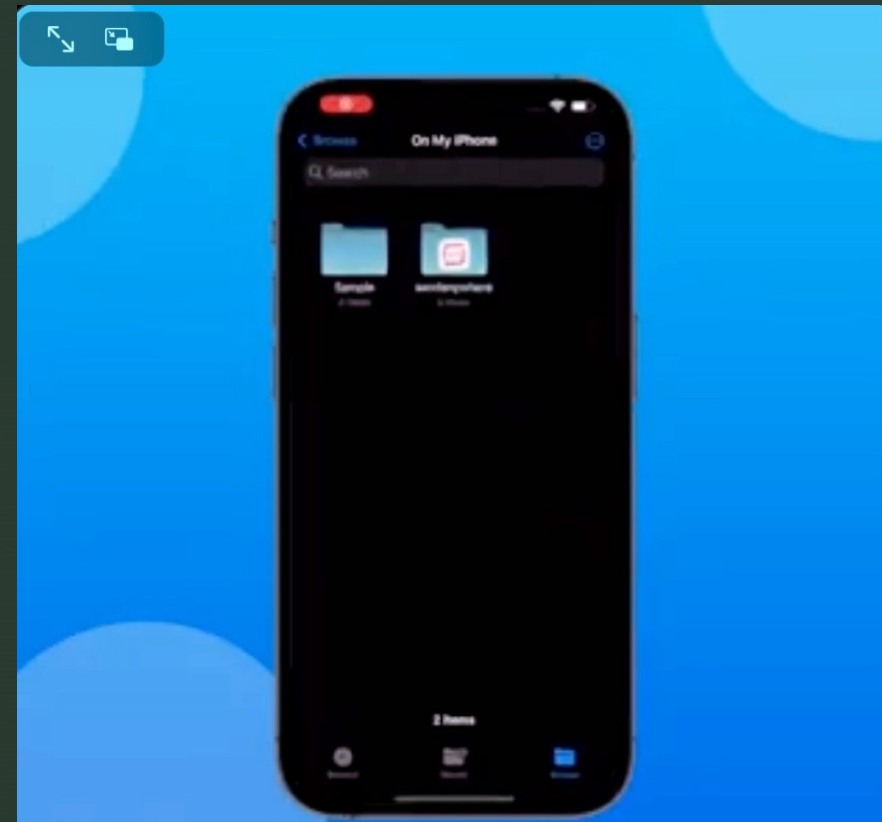
The Files App on iOS and its Secret Features

iGeeksBlog had a recent thread on Twitter highlighting some of the things you can do with the Files app on your iPhone. Here is their list:

1. Scan documents



2. Compress/Unzip files



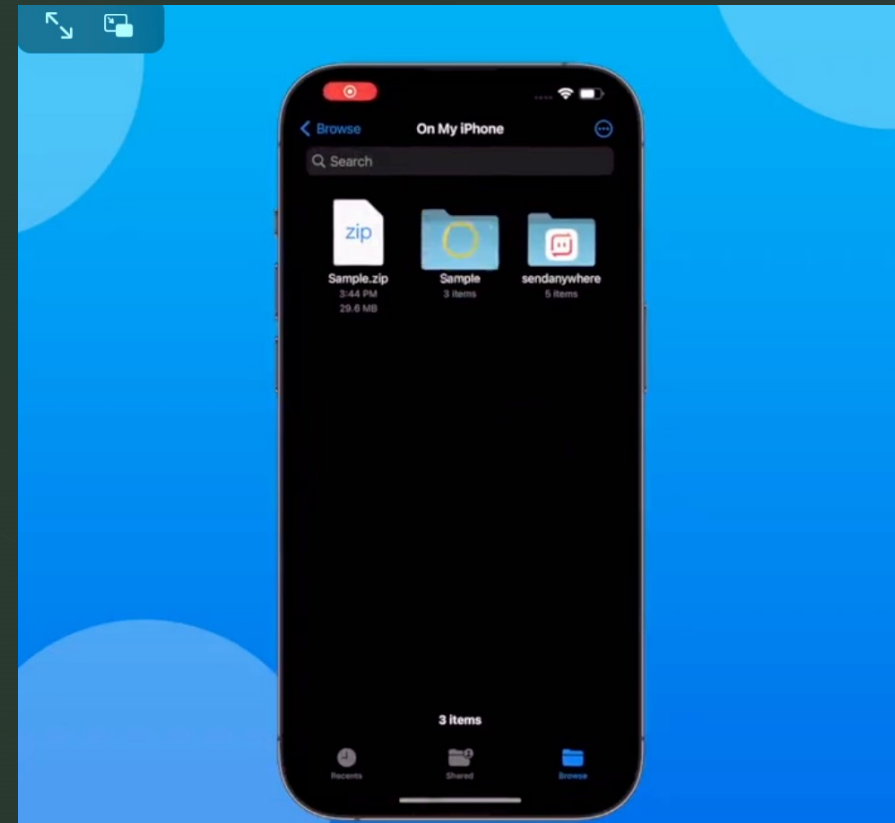
The Files App on iOS and its Secret Features

iGeeksBlog had a recent thread on Twitter highlighting some of the things you can do with the Files app on your iPhone. Here is their list:

3. Use markup tools



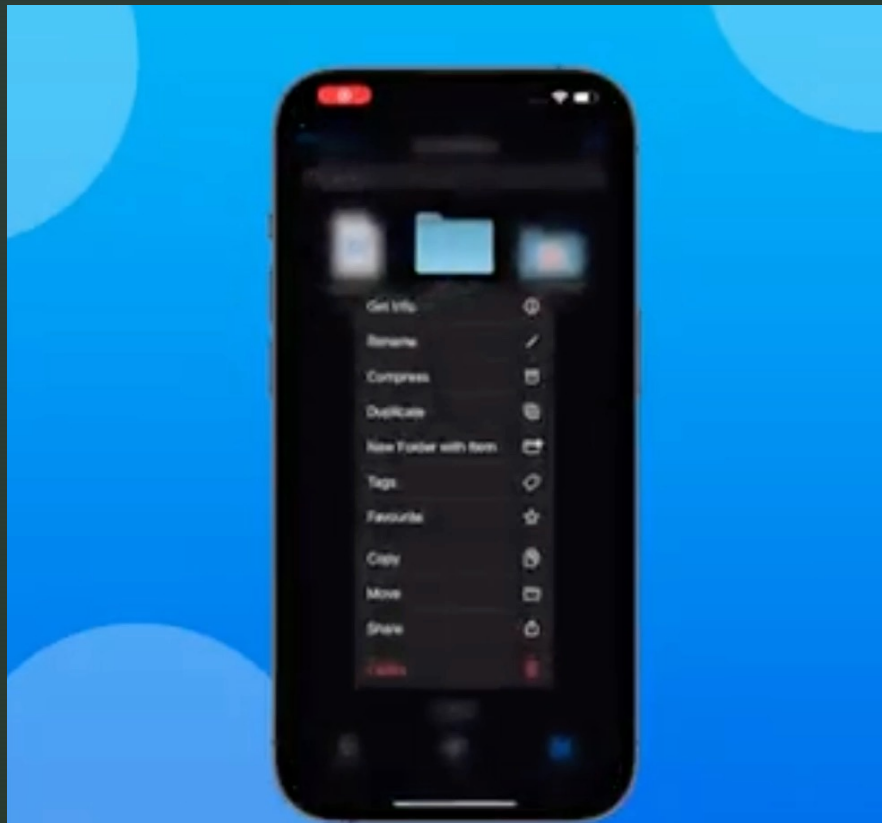
4. Use long-press option



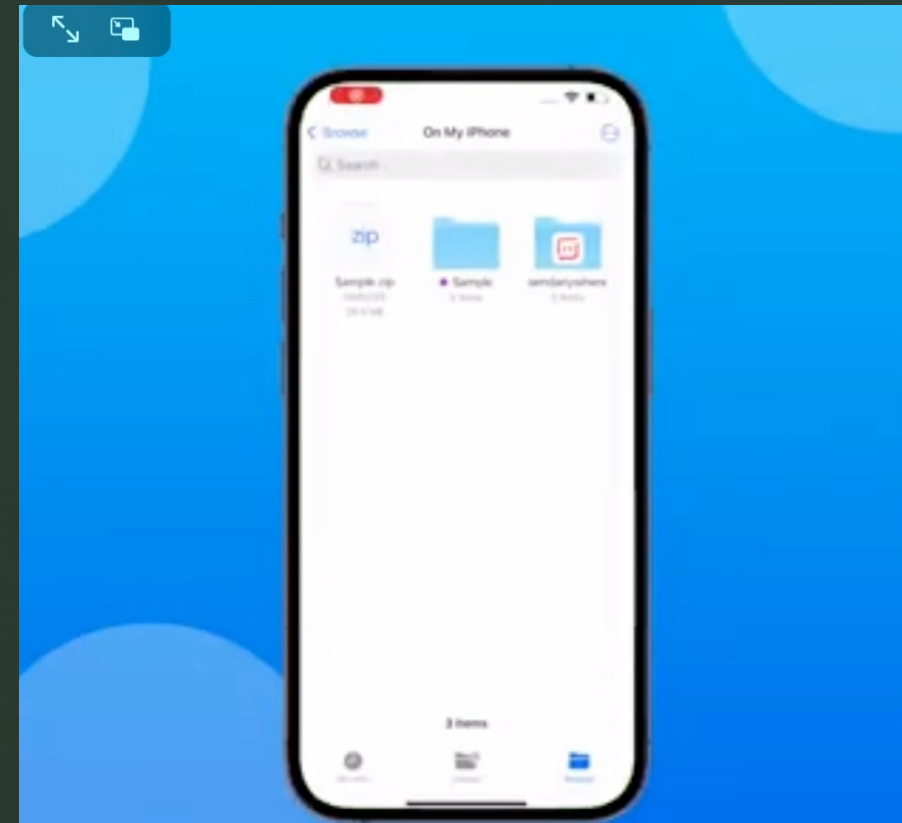
The Files App on iOS and its Secret Features

iGeeksBlog had a recent thread on Twitter highlighting some of the things you can do with the Files app on your iPhone. Here is their list:

5. Use tags



6. Mark folders as favorites



Run All Versions of Classic Mac OS in your browser

Software engineer Mihai Parparita, created the website <https://infinitemac.org> where can boot up every major release of Mac OS from the 1980s and '90s in your web browser.



Infinite Mac is a collection of classic Macintosh system releases and software, all easily accessible from the comfort of a (modern) web browser.

Pick any version of System Software/Mac OS from the 1980s or 1990s and run it (and major software of that era) within a virtual machine. Files can be imported and exported using drag and drop, and System 7 and onward have more advanced integrations as well – refer to the welcome screen in each machine for more details.

You can [learn more](#) or [donate](#) to support this project.

1984

System 1.0
January 24, 1984

Initial system software release, shipped with the Mac 128K.

Run

System 1.1
May 5, 1984

Maintenance release that improved disk copying speeds and added the "Set Startup" command and the Finder about box.

Run

1985

System 2.0
April 8, 1985

Introduced the "New Folder" and "Shut Down" commands, the MiniFinder, and the Choose Printer DA. Also added icons to list view and the Command-Shift-3 screenshot FKEY.

Run

System 2.1
September 17, 1985

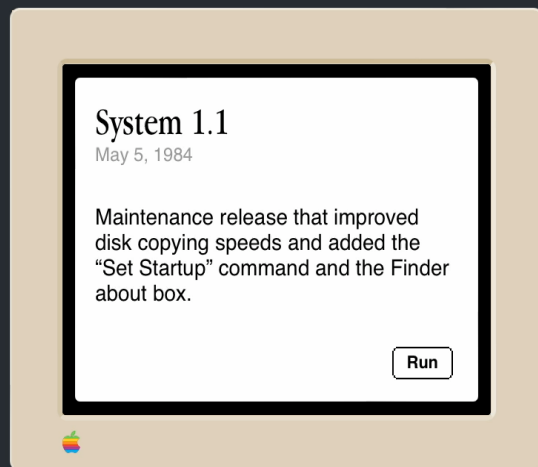
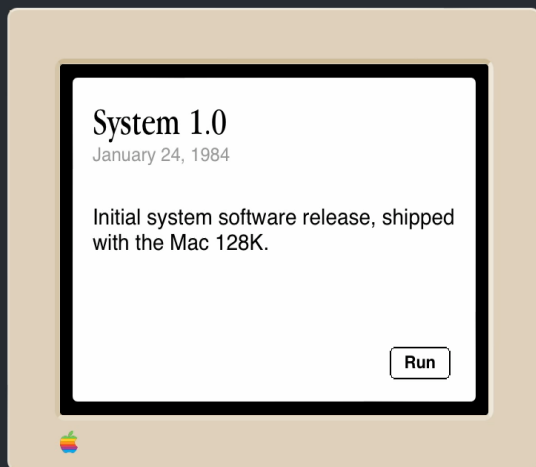
Added support for the Hard Disk 20 drive and the HFS file system.

Run

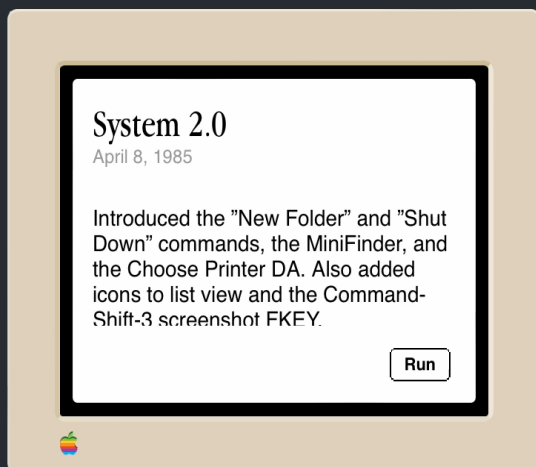
refer to the welcome screen in each machine for more details.

You can [learn more](#) or [donate](#) to support this project.

1984



1985



<https://www.youtube.com/watch?v=taiESakr4z8&t=196s>

Sip Color Picker-<https://sipapp.io>

<https://www.youtube.com/watch?v=taiESakr4z8>

MagEasy Hoop MagSafe Adhesive Ring



Cult of Mac Store

What are you looking for?

← Back to Cult of Mac

Home

Watch bands ▾

Charging stands

iPhone Cases ▾

MagSafe Accessories ▾

AirPods Accessories ▾

Our brands ▾

Apple Watch News



MagEasy Hoop MagSafe Adhesive Ring - Supports MagSafe & Qi Wireless Charging

by SwitchEasy

\$14.99

Make older iPhones and iPads compatible with any MagSafe accessory with the MagEasy Hoop.

Stick-on magnetic ring works with all MagSafe accessories.

This ultra-thin and lightweight ring sticks to almost any device.

Attach to an Android smartphone or tablet *that has wireless charging* to make it MagSafe compatible.

With Hoop you can enjoy the convenience of the MagSafe ecosystem.

Features:

- 0.6 mm Ultra-thin and no extra burden.
- Compatible with most smartphones and tablets.
- Compatible with all MagSafe accessories.
- Supports MagSafe and wireless charging.

Compatibility:

- iPhone 14/13/12/11/XS/X/SE/8 series that support wireless charging.

Use with a case over 2mm thick may inhibit MagSafe compatibility.

Burglars Cut Through Apple Store Wall in Washington to Steal iPhones



<https://www.youtube.com/watch?v=d-Q3aQDYzBc>



Get the new Steve Jobs “Memoir” Free

“The Steve Jobs Archive released its first book Tuesday, *Make Something Wonderful: Steve Jobs in his own words*. It’s a memoir of sorts because almost everything in it comes directly from Jobs, from major speeches and interviews to emails he sent to himself. It covers the Apple co-founder’s life from a young age until he passed away in 2011.

The new book includes never-before-seen content, the archive said, and it’s free from multiple sources.

You can get the new book on Apple Books or view it as a “custom web experience” designed by LoveFrom, the firm Jony Ive founded upon leaving Apple. Or you can download a version suitable for any compatible e-reader, the Steve Jobs Archive said.”

<https://stevejobsarchive.com/book/download>

<https://book.stevejobsarchive.com>

